

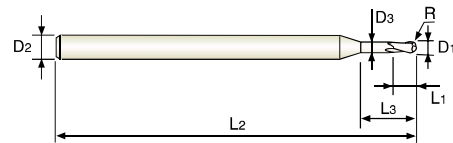


CARBIDE, 2 FLUTE MINIATURE BALL NOSE with NECK

- **VOLLHARTMETALL, 2 SCHNEIDEN MINI STIRNRADIUS mit ABGESETZTEM SCHAFTTETEL**
- 🇩🇪 **Fraise carbure, 2 dents, hémisphérique, détalonnée, micro-fraise**
- 🇮🇹 **2 TAGLIENTI, SEMISFERICA, SERIE MINI, SCARICATA**

- ▶ Higher hardness of film and excellent wear-resistance increase the tool life surprisingly.
- ▶ Ultra fine film of YG-1's diamond coated carbide ball end mills ensure the smooth and excellent surface on work materials.
- ▶ High performance on graphite, wrought aluminum, bakelite, plastics, wood, brass etc. YG-1's diamond coated carbide ball end mills have good result for the machining of non-ferrous metals and non-metallic materials.

- ▶ **Höhere Härte der Beschichtung und ausgezeichnete Verschleißfestigkeit verlängern die Standzeit beachtlich.**
- ▶ **Ultrafeiner Film auf YG-1 Diamant - beschichteten Hartmetall Schaffräser gewährleisten eine glatte und ausgezeichnete Oberflächengüte.**
- ▶ **Hohe Leistungsfähigkeit bei Graphit, Aluminium ohne Silicon, Bakelit, Plastik, Holz, Messing, etc. YG-1 Diamant - beschichtete Hartmetall Schaffräser zeigen gute Ergebnisse beim Bearbeiten von NE - Metallen und Nichtmetall - Werkstoffen.**



Unit : mm

EDP No.	Radius of Ball Nose	Mill Diameter	Shank Diameter	Length of Cut	Length Below Shank	Overall Length	Neck Diameter
	R (±0.01)	D1	D2	L1	L3	L2	D3
EI997002000040	R0.1	0.2	3	0.2	-	40	-
EI997003000040	R0.15	0.3	3	0.3	-	40	-
EI997004000040	R0.2	0.4	3	0.4	-	40	-
EI997005025040	R0.25	0.5	3	0.5	2.5	40	0.45
EI997006	R0.3	0.6	3	0.6	3	40	0.55
EI997006050040	R0.3	0.6	3	0.6	5	40	0.55
EI997008	R0.4	0.8	3	0.8	4	40	0.75
EI997008070040	R0.4	0.8	3	0.8	7	40	0.75
EI997010	R0.5	1.0	3	1	5	40	0.95
EI997903	R0.5	1.0	3	1	8.5	40	0.95
EI997010120040	R0.5	1.0	3	1	12	40	0.95
EI997012	R0.6	1.2	3	1.2	6	50	1.15
EI997012100050	R0.6	1.2	3	1.2	10	50	1.15
EI997015	R0.75	1.5	3	1.5	7.5	50	1.4
EI997906	R0.75	1.5	3	1.5	12	50	1.4
EI997015180050	R0.75	1.5	3	1.5	18	50	1.4
EI997020	R1.0	2.0	3	2.2	10	60	1.9
EI997908	R1.0	2.0	3	2.2	16	60	1.9
EI997020250060	R1.0	2.0	3	2.2	25	60	1.9
EI997030100065	R1.5	3.0	4	3	10	65	2.9
EI997030150065	R1.5	3.0	4	3	15	65	2.9
EI997030200065	R1.5	3.0	4	3	20	65	2.9
EI997030250075	R1.5	3.0	4	3	25	75	2.9
EI997030300075	R1.5	3.0	4	3	30	75	2.9

▶ NEXT PAGE

Mill Dia. Tolerance (mm)	Shank Dia. Tolerance
0 ~ - 0.02	h5

◎ : Excellent ○ : Good

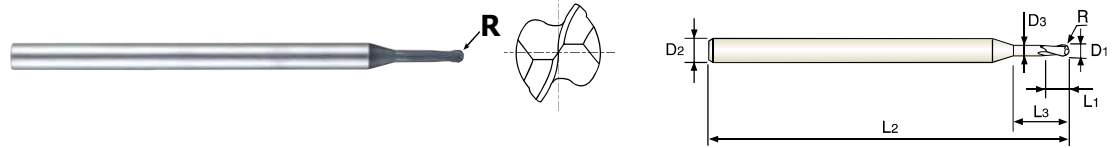
ISO Material Description	P										M				K								
	Non-alloy steel					Low alloy steel					High alloyed steel, and tool steel				Stainless steel				Grey cast iron		Nodular cast iron		Malleable cast iron
VDI 3323	1	2	3	4	5	6	7	8	9	10	11	12	13	14	15	16	17	18	19	20			
HRc		13	25	28	32	10	29	32	38	15	35	15	23	10	10	26	3	25		21			
HB	125	190	250	270	300	180	275	300	350	200	325	200	240	180	180	260	160	250	130	230			
Recommend																							
ISO Material Description	N										S							H					
	Aluminum-wrought alloy		Aluminum-cast, alloyed			Copper and Copper Alloys (Bronze / Brass)			Non Metallic Materials		Heat Resistant Super Alloys					Titanium Alloys		Hardened steel	Chilled Cast Iron	Hardened Cast Iron			
VDI 3323	21	22	23	24	25	26	27	28	29	30	31	32	33	34	35	36	37	38	39	40	41		
HRc											15	30	25	38	34			55	60	42	55		
HB	60	100	75	90	130	110	90	100			200	280	250	350	320	400 Rm	1050 Rm	550	630	400	550		
Recommend	○	○	○	○	○					◎													

CARBIDE, 2 FLUTE MINIATURE BALL NOSE with NECK

● **VOLLHARTMETALL, 2 SCHNEIDEN MINI STIRNRADIUS mit ABGESETZTEM SCHAFTTETL**
() **Fraise carbure, 2 dents, hémisphérique, détalonnée, micro-fraise**
() **2 TAGLIANTI, SEMISFERICA, SERIE MINI, SCARICATA**

- ▶ Higher hardness of film and excellent wear-resistance increase the tool life surprisingly.
- ▶ Ultra fine film of YG-1's diamond coated carbide ball end mills ensure the smooth and excellent surface on work materials.
- ▶ High performance on graphite, wrought aluminum, bakelite, plastics, wood, brass etc. YG-1's diamond coated carbide ball end mills have good result for the machining of non-ferrous metals and non-metallic materials.

- ▶ Höhere Härte der Beschichtung und ausgezeichnete Verschleißfestigkeit verlängern die Standzeit beachtlich.
- ▶ Ultrafeiner Film auf YG-1 Diamant - beschichteten Hartmetall Schaffräser gewährleisten eine glatte und ausgezeichnete Oberflächengüte.
- ▶ Hohe Leistungsfähigkeit bei Graphit, Aluminium ohne Silicon, Bakelit, Plastik, Holz, Messing, etc. YG-1 Diamant - beschichtete Hartmetall Schaffräser zeigen gute Ergebnisse beim Bearbeiten von NE - Metallen und Nichtmetall - Werkstoffen.



CARBIDE
2
30°
R ±0.01
PLAIN
↗
P.517

Unit : mm

EDP No.	Radius of Ball Nose	Mill Diameter	Shank Diameter	Length of Cut	Length Below Shank	Overall Length	Neck Diameter
	R (±0.01)	D1	D2	L1	L3	L2	D3
EI997040200065	R2.0	4.0	6	4	20	65	3.9
EI997040300075	R2.0	4.0	6	4	30	75	3.9
EI997040400090	R2.0	4.0	6	4	40	90	3.9
EI997050200065	R2.5	5.0	6	5	20	65	4.9
EI997050300075	R2.5	5.0	6	5	30	75	4.9
EI997050400090	R2.5	5.0	6	5	40	90	4.9
EI997050500090	R2.5	5.0	6	5	50	90	4.9
EI997060300075	R3.0	6.0	6	6	30	75	5.9
EI997060400090	R3.0	6.0	6	6	40	90	5.9
EI997060500090	R3.0	6.0	6	6	50	90	5.9
EI997060600100	R3.0	6.0	6	6	60	100	5.9

Mill Dia. Tolerance (mm)	Shank Dia. Tolerance
0 ~ - 0.02	h5

◎ : Excellent ○ : Good

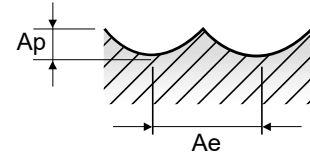
ISO Material Description	P										M			K							
	Non-alloy steel					Low alloy steel					High alloyed steel, and tool steel			Stainless steel			Grey cast iron		Nodular cast iron		Malleable cast iron
VDI 3323	1	2	3	4	5	6	7	8	9	10	11	12	13	14	15	16	17	18	19	20	
HRc	13	25	28	32	10	29	32	38	15	35	15	23	10	10	26	3	25	21	21		
HB	125	190	250	270	300	180	275	300	350	200	325	200	240	180	180	260	160	250	130	230	
Recommend																					
ISO Material Description	N					S					H										
	Aluminum-wrought alloy		Aluminum-cast, alloyed			Copper and Copper Alloys (Bronze / Brass)			Non Metallic Materials		Heat Resistant Super Alloys					Titanium Alloys		Hardened steel	Chilled Cast Iron	Hardened Cast Iron	
VDI 3323	21	22	23	24	25	26	27	28	29	30	31	32	33	34	35	36	37	38	39	40	41
HRc											15	30	25	38	34			55	60	42	55
HB	60	100	75	90	130	110	90	100			200	280	250	350	320	400 Rm	1050 Rm	550	630	400	550
Recommend	○	○	○	○	○				◎												

- CARBIDE
- HSS
- CBN END MILLS
- i-Xmill END MILLS
- i-SMART MODULAR END MILLS
- X5070 END MILLS
- 4G MILL END MILLS
- X-POWER PRO END MILLS
- TitaNox-POWER END MILLS
- JET-POWER END MILLS
- V7 PLUS END MILLS
- ALU-POWER HPC END MILLS
- ALU-POWER END MILLS
- D-POWER GRAPHITE END MILLS**
- D-POWER CFRP END MILLS
- ROUTERS
- CRX S END MILLS
- K-2 END MILLS
- ONLY ONE COATED PM60 END MILLS
- TANK-POWER END MILLS
- GENERAL HSS END MILLS
- MILLING CUTTERS
- TECHNICAL DATA

Vc = m/min.
fz = mm/tooth
RPM = rev./min.
FEED = mm/min.

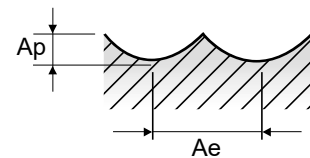
EI997, EIB93, EIB87 SERIES 2 FLUTE BALL NOSE

ISO	VDI 3323	Material Description	Ae	Ap	Parameter	Diameter (Ø)										
						0.4	0.6	0.8	1.0	1.2	1.5	2.0	3.0	4.0	5.0	6.0
N	29.2	Graphite	0.2D	0.2D	Vc	50	75	100	125	150	190	250	255	250	250	265
					fz	0.008	0.010	0.012	0.015	0.018	0.020	0.025	0.041	0.073	0.091	0.104
					RPM	39789	39789	39789	39789	39789	40319	39789	27056	19894	15915	14059
					FEED	637	796	955	1194	1432	1613	1989	2219	2905	2897	2924



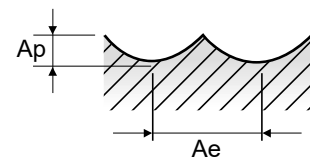
EI880, EI451, EI450 SERIES 2 FLUTE BALL NOSE

ISO	VDI 3323	Material Description	Ae	Ap	Parameter	Diameter (Ø)									
						2.0	2.5	3.0	3.5	4.0	5.0	6.0	8.0	10.0	12.0
N	29.2	Graphite	0.2D	0.2D	Vc	100	125	150	175	200	245	285	325	360	395
					fz	0.025	0.035	0.045	0.055	0.066	0.082	0.098	0.115	0.133	0.150
					RPM	15915	15915	15915	15915	15915	15597	15120	12931	11459	10478
					FEED	796	1114	1432	1751	2101	2558	2963	2974	3048	3143



EI881 SERIES 3 FLUTE BALL NOSE

ISO	VDI 3323	Material Description	Ae	Ap	Parameter	Diameter (Ø)									
						2.0	2.5	3.0	3.5	4.0	5.0	6.0	8.0	10.0	12.0
N	29.2	Graphite	0.2D	0.2D	Vc	100	125	150	175	200	245	285	325	360	395
					fz	0.025	0.035	0.045	0.055	0.065	0.082	0.099	0.115	0.133	0.151
					RPM	15915	15915	15915	15915	15915	15597	15120	12931	11459	10478
					FEED	1194	1671	2149	2626	3104	3837	4491	4461	4572	4746



EI996, EIB86 SERIES 2 FLUTE CORNER RADIUS - SLOTTING

ISO	VDI 3323	Material Description	Ae	Ap	Parameter	Diameter (Ø)										
						0.4	0.6	0.8	1.0	1.2	1.5	2.0	3.0	4.0	5.0	6.0
N	29.2	Graphite	1.0D	0.5D	Vc	50	75	100	125	150	190	250	255	250	250	265
					fz	0.008	0.008	0.010	0.012	0.015	0.018	0.020	0.035	0.058	0.072	0.082
					RPM	39789	39789	39789	39789	39789	40319	39789	27056	19894	15915	14059
					FEED	637	637	796	955	1194	1451	1592	1894	2308	2292	2306

